




SAMPLE

CVC

SLIDERS

color coded for directionality



One SHARP Bunch

## NOTE FROM THE SELLER:

Thank you so much for your download! I am truly thankful for your support! Remember to stay updated with my latest creative packs and freebies by following my blog, TpT store, Facebook page, and more! Just click the icons below. Don't forget to leave feedback so you can earn your free TpT credits, which are redeemable on future purchases! I appreciate your feedback, as I am always looking for ways to improve my resources! If you have any concerns or suggestions, please feel free to contact me at [onesharpbunch@gmail.com](mailto:onesharpbunch@gmail.com). Enjoy and happy teaching!




## TERMS OF USE:

All rights reserved. Purchase or download of this item entitles the purchaser/downloader the right to reproduce the pages in limited quantities for one classroom use only. Duplication for multiple classrooms, an entire school, an entire school system, or commercial purposes is strictly forbidden without written permission from the author. Copying any part of this product and placing it on an intranet or internet in any form, even a personal or classroom website, is a violation of the Digital Millennium Copyright Act (DMCA).

Copyright © [One Sharp Bunch](http://www.onesharpbunch.com) by Ashley Sharp

## RELATED PRODUCTS:

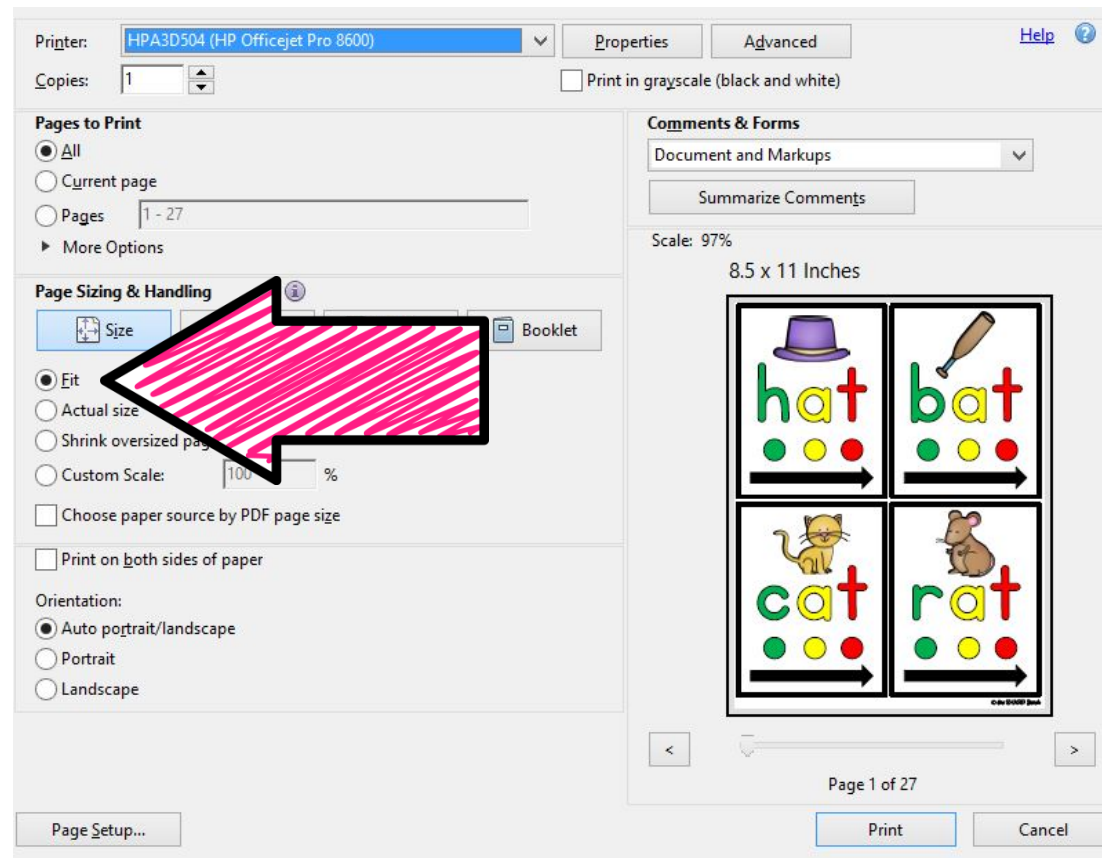
Click the pictures below to check out these other CVC products!



♥ Ashley

# PRINTING TIPS

To ensure that the entire page prints, please be sure to select "Fit" or "Fit to Page" under the "Page Sizing and Handling" heading. You can also find many other useful printing tips [here](#).



# CVC SLIDERS



Phoneme segmentation is the process of breaking a word apart into its individual sounds. It is the opposite of blending sounds together to form a word. However, the two often go hand-in-hand. Phoneme segmentation helps build phonemic awareness and is one of the first steps in the reading process. Oftentimes, students have difficulty orally “stretching out” a word. I have found that using color coded CVC word cards help students identify the beginning, middle, and ending sounds; therefore, making it easier for students to segment each word. Being able to easily segment words is crucial for successful decoding, which is a major cornerstone in guided reading.

In this packet, you will find 110 CVC slider picture cards (32 short a, 18 short e, 22 short i, 18 short o, and 20 short u) and 110 CVC slider word cards with picture support (32 short a, 18 short e, 22 short i, 18 short o, and 20 short u), as well as 150 CVC slider cards without picture support (41 short a, 24 short e, 35 short i, 23 short o, and 27 short u).



# CVC SLIDERS








Use the cards alone (like the first picture), or with a CVC slider (like the second picture). Have the students touch the color coded dots and say the sound of each letter. Remind them that green is the beginning sound, yellow is the middle, and red is the ending sound. The color coded letters help with reading left to right. If you are using the CVC slider, the students will slide one bead for each phoneme. After sliding all three beads and saying all three phonemes, they will push the beads back and say the word. Use the word cards with pictures to provide extra support.





# CVC SLIDERS

You can make your CVC sliders using 20 mm wooden beads and shoelaces or using acrylic beads and pipe cleaners. I purchased both of the beads from Joann's Fabrics and spray painted the wooden beads.







hat, bat, cat, mat




sat





mat










hat




bat




cat




rat




s a t




b a t




c a t




f a t




hat




mat



pat



rat




# LET THE CREDITS ROLL

SOME OF THE FONTS & GRAPHICS WERE PROVIDED BY THE FOLLOWING DESIGNERS:



License #: 0214196630



<http://www.teacherspayteachers.com/Store/Zip-a-dee-doo-dah-Designs>

