

# December

## Spelling Menu

### Silly Sentences

Write **SILLY SENTENCES** USING EACH OF YOUR **SPELLING WORDS**.

### Sign Your Words

Use sign language to finger spell your words. Find the alphabet on the back of this paper

*Flash Writing*  
In a dark room, use a flash light to write letters in the air.

### Fancy Fingers

Use your fanciest handwriting to write your words with curly, dotty, or other fancy letters.

### Computer Fun

Use your computer to type out your words. Use different fonts to make it look really fun. Be sure to print it out and put in your homework folder. Or, have an adult help you email it to me at :

### Newsworthy

Search a newspaper page and circle each letter of a spelling word as you find it.

### 3 Times Each


Write each word three times in your very best handwriting

Choose a new activity each time you practice your spelling words. You can do an activity more than once, but try not to do the same activities two weeks in a row.

Keep this menu in your folder or on the front of your refrigerator all month. Have fun practicing!

### **FINGER WRITING**

Write each word on someone's back. Have them try to guess which word it is. Let them try writing on your back next!




Write your spelling words in ABC order.





























### **Snowman**

Draw a picture of a large snowman. Write each of your spelling words on one of the body parts. Draw more snowmen if you run out of room.

### Practice Test



					
A	B	C	D	E	F
					
G	H	I	J	K	L
					
M	N	O	P	Q	R
					
S	T	U	V	W	X
					
		Y	Z		