


Spelling Menu

May

Choose a new activity each time you practice your spelling words. You can do an activity more than once, but try not to do the same activities two weeks in a row. Keep this menu in your folder or on the front of your refrigerator all month.

Have fun practicing!



A B C

Write your spelling words in ABC order.

Silly Sentences

Write Silly Sentences Using Each of your Spelling Words.

Rice Tray

Ask an adult to put some dry rice on a cookie sheet. Use your finger to write your words in the rice.

H O P S C O T C H

Make a hopscotch board on your sidewalk with chalk. Write words instead of numbers and HOP your words!

Word Search
Use a computer to make a word search puzzle.

puzzlemaker.discoveryeducation.com

3 Times Each

Write your spelling words 3 times each in your best handwriting.

Sign Your Words

Use sign language to finger spell your words. Find the alphabet on the back of this paper.

Awesome Author

Write a story using all of your spelling words. Underline the spelling words in the story.

Spelling Flowers

Draw a picture of a large flower. Write each of your spelling words on one of the flower petals or on a leaf.

Draw extra flowers if you run out of room.

Practice Test



Chalk Talk

Write your spelling words with chalk on the sidewalk.



























Computer Fun

Use your computer to type out your words. Use different fonts to make it look really fun. Have an adult help you email it to me at :

Fan Favorite

Do your favorite spelling task from previous menus!



 A	 B	 C	 D	 E	 F
 G	 H	 I	 J	 K	 L
 M	 N	 O	 P	 Q	 R
 S	 T	 U	 V	 W	 X
		 Y	 Z		